





Instructions for making a Dreidel

You will need:

- Scissors
- Gluegun
- Wooden kebab stick
- Small lump of plasticine
- Dreidel net printed on card



			
Nun: Player does nothing. They lose a turn.	Gimel: Player gets all the tokens in the pot.	Hay: Player gets half of the tokens in the pot.	Shin: Player must put one token into the pot.

Instructions:

1. Draw the characters Nun, Gimel, Hay and Shin, one on each of the rectangles and decorate the template
2. Cut out the net
3. Make a small hole in the square top section of the dreidel, on the dot, to insert the kebab stick at instruction 9
4. Fold along all the lines
5. Glue and stick the tabs of the tip of the dreidel
6. Shape the plasticine into a pyramid and gently press into the tip as evenly as possible so it weighs the dreidel tip down
7. Glue the sides of the dreidel together
8. Carefully fold down and stick the top
9. Now insert the kebab stick through the hole and into the plasticine so that the tip of the stick is in line with the tip of the dreidel
10. You are ready to play!